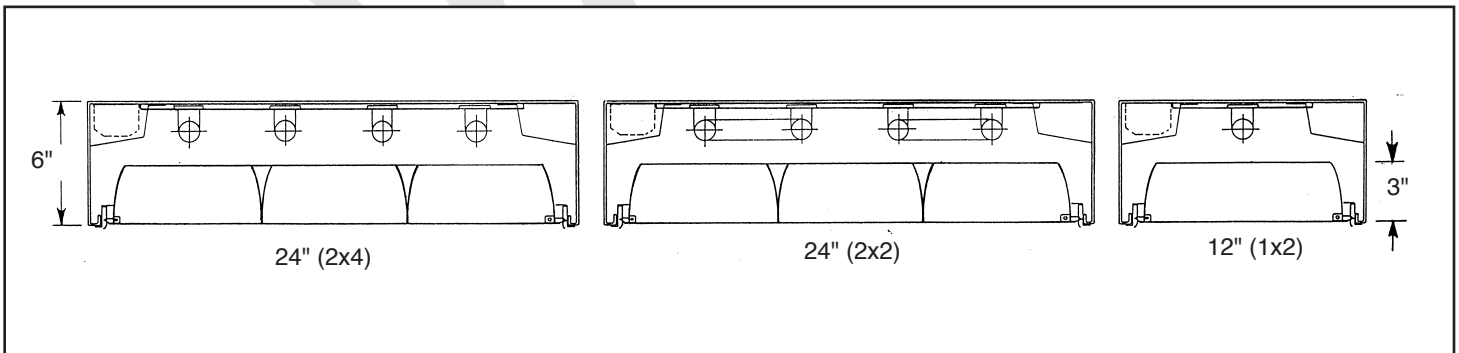
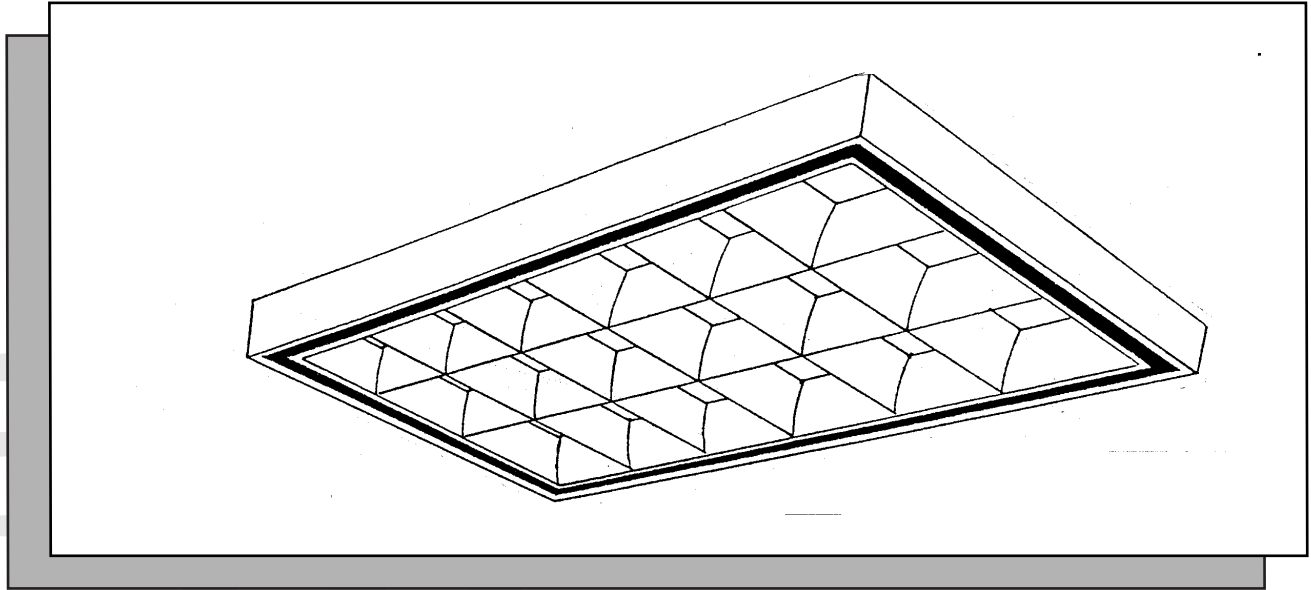
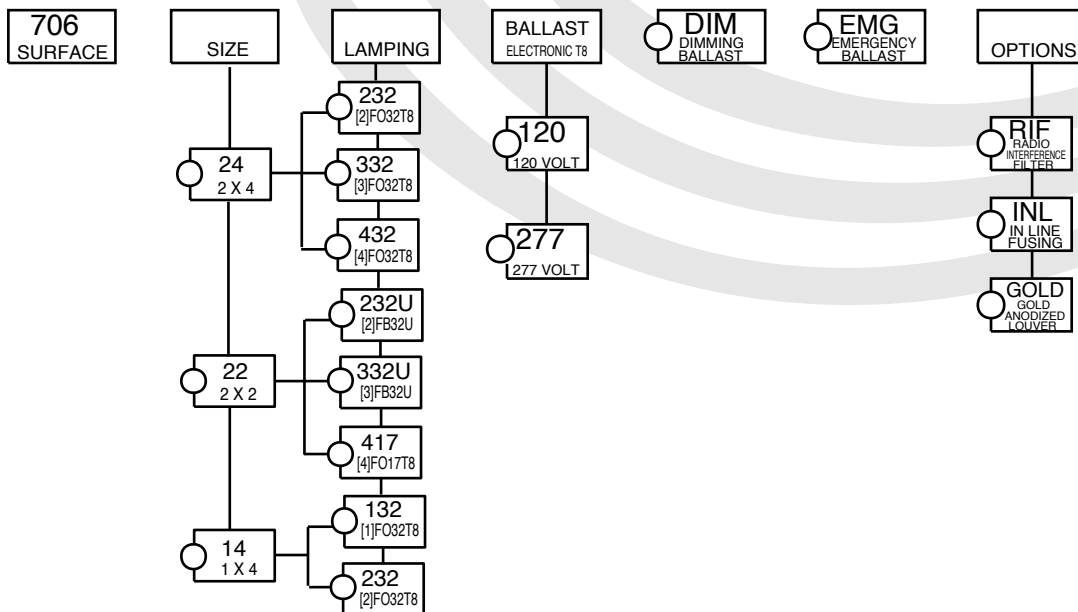


# 706 SURFACE PARABOLIC SERIES

CONTROLLED LIGHTING 3" DEEP PARABOLIC LOUVER



## ORDERING DATA



# Specifications

**DESCRIPTION:** Surface or pendant mounted high efficiency, high visual comfort, and attractive appearance make it ideal for office, retail, or educational applications where the ceiling is drywall/plaster or plenum space is shallow. Fixture has no exposed hardware.

**HOUSING :** 20 gauge cold rolled steel surface housing, 6" depth, precision die formed and electrically welded. Snap on wireway cover completely conceals ballast and wiring compartment and is easily removable. These fixtures are for surface or pendant mounting, individual or continuous row mounting, (please specify) if other than individual.

**REVEAL FRAMES:** Heavy gauge matte black extruded aluminum frames for holding tempered steel receiving clips for parabolic aluminum louvers. This frame contains and conceals all air control pattern slots, see "air distribution pattern" table, for air distribution patterns through matte black reveal in frames.

**SHIELDING:** The 3 inch deep parabolic louvers are constructed of semi specular anodized aluminum. This assures high visual comfort and efficiency. Interlocked construction for sturdy louvers.

**BALLAST:** Electronic T8, Class "P", CBM-ETL certified. Consult factory for magnetic T12 ballast

**FINISH:** All steel parts are treated with the HASCO "Perm-O-Last" multi-stage rust inhibitive process. Standard finish is a durable baked white enamel with a minimum reflectance of 90%. Consult factory for other colors and finishes. Fixture is post painted.

**LABELING:** All HASCO fixtures are U.L. approved and I.B.E.W. Union Made.

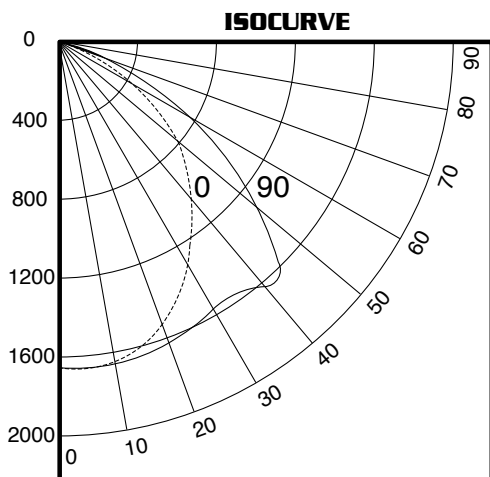
**PHOTOMETRICS:** 706 PARABOLIC SERIES  
 COEFFICIENTS OF UTILIZATION, ZONAL CAVITY METHOD  
 EFFECTIVE FLOOR CAVITY REFLECTANCE 0.20

CEILING WALL RCR	80				70				50			30			10			0
	70	50	30	10	70	50	30	10	50	30	10	50	30	10	50	30	10	0
0	79	79	79	78	77	77	76	76	71	70	68	69	67	66	66	65	64	63
1	74	71	69	66	72	69	67	65	64	61	59	52	56	56	51	58	56	55
2	68	65	61	59	67	62	60	60	58	54	51	56	53	50	55	52	49	48
3	65	59	52	49	59	56	52	48	53	48	45	51	47	44	50	44	41	42
4	58	53	49	42	59	51	45	42	47	43	39	46	42	39	45	41	38	37
5	55	47	42	39	45	45	42	39	43	38	35	42	38	34	41	37	34	33
6	50	42	38	34	49	42	37	33	39	34	31	38	34	30	37	33	30	29
7	48	38	33	29	46	38	32	30	35	30	24	34	30	27	34	30	26	25
8	43	35	29	26	42	34	29	27	32	27	24	31	27	23	30	26	23	22
9	40	31	26	22	40	32	27	23	21	21	20	28	24	21	28	24	21	20
10	38	29	23	19	37	29	25	22	27	27	22	26	26	25	26	26	25	24

Data subject to change  
 Please consult factory for  
 additional information.

HASCO File #706232905  
 Prepared by: P. Marshall  
 Catalog number:706-14-232

Luminaire: Formed Steel, parabolic louver  
 Ballast: Valmont E232P1120601  
 Lamping: [2] F032T8 @2900 lumens  
 Mounting: SURFACE



**CANDLE POWER SUMMARY**

VERT ANGLE	0	45	90
0	1652	1652	1652
10	1621	1641	1645
20	1500	1560	1652
30	1368	1440	1590
40	1115	1326	1640
45	995	1300	1550
50	813	1166	1352
60	145	594	772
70	24	47	175
80	5	15	15
90	0	0	0

**ZONAL LUMEN SUMMARY**

ZONE	LUMENS	%LAMP	%FIXTURE
0-30	1222	21.2	30.1
0-40	2114	36.7	51.4
0-60	3804	66.9	93.2
0-90	4072	71.4	100
0-180	4072	71.4	100