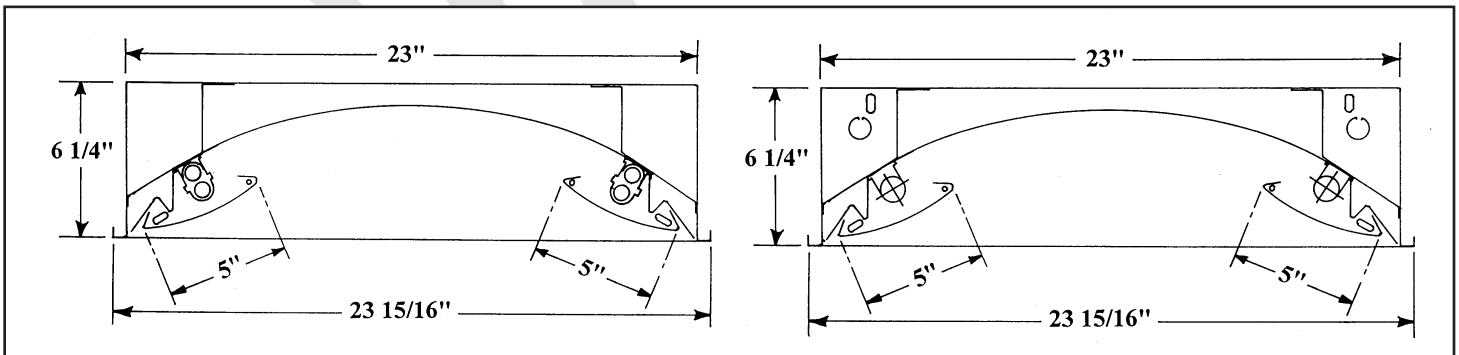
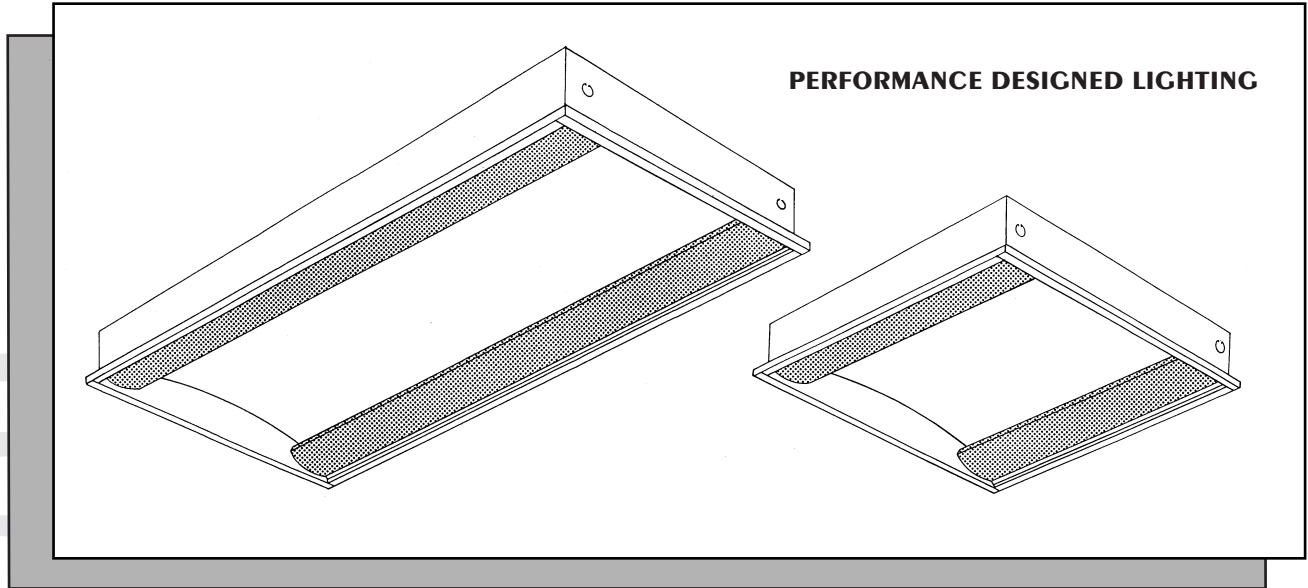
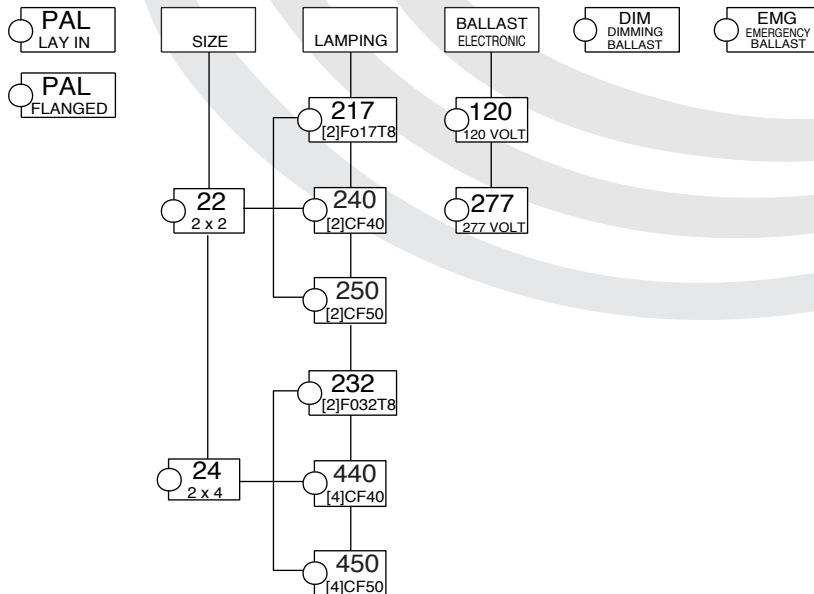


PARLUME SERIES

Bi-DIRECTIONAL ARCHITECTURAL LIGHTING



ORDERING DATA



Specifications

DESCRIPTION: Recessed troffer with attractive appearance, high visual comfort, and high efficiency make it ideal for commercial, institutional, and retail applications. Fixture provides high vertical distribution and shielded lamps. Fixture is an excellent choice for dental or medical examination facilities where people look directly up at ceiling.

HOUSING: Precision die formed 20 gauge cold rolled steel. Welded construction for rigidity. The socket plates and ballast cover are easily accessible for servicing.

SHIELDING: Perforated 20 gauge steel finished in baked white enamel with white opal acrylic underlay diffuser. Panels snap in easily for lamp replacement and cleaning.

BALLAST: Electronic T8 or Twin Tube, Class "P", CBM-ETL certified. Consult factory for magnetic ballast

FINISH: All steel parts are treated with the HASCO "Perm-O-Last" multi-stage rust inhibitive process. Standard finish is a durable baked white enamel with a minimum reflectance of 90%. Consult factory for other colors and finishes. Fixture is post painted.

LABELING: All HASCO fixtures are U.L. approved and IBEW union made.

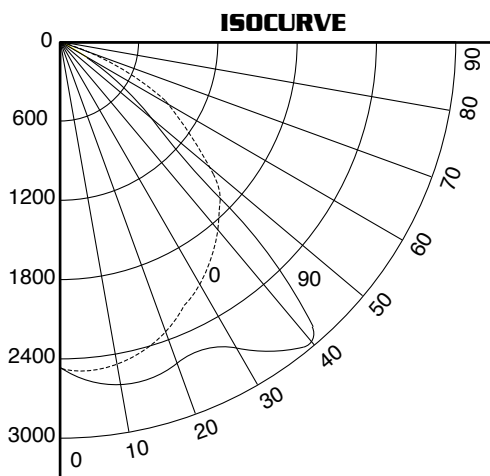
PHOTOMETRICS: PARLUME SERIES Bi-DIRECTIONAL ARCHITECTURAL LIGHTING COEFFICIENTS OF UTILIZATION, ZONAL CAVITY METHOD EFFECTIVE FLOOR CAVITY REFLECTANCE 0.20

CEILING WALL RCR	80				70				50			30			10			0
	70	50	30	10	70	50	30	10	50	30	10	50	30	10	50	30	10	0
0	63	63	63	63	61	61	61	61	59	59	59	56	56	56	54	54	54	53
1	58	56	54	52	56	54	53	51	52	51	49	50	49	48	48	47	46	45
2	53	49	46	43	52	48	45	42	46	43	41	44	42	40	43	41	39	38
3	48	43	39	36	47	42	39	36	41	38	35	39	37	34	38	36	34	33
4	44	38	34	31	43	38	34	30	36	33	30	35	32	30	34	31	29	28
5	41	34	30	26	40	34	29	26	33	29	26	32	28	26	31	28	25	24
6	38	31	26	23	37	30	26	23	30	26	23	29	25	23	28	25	22	21
7	35	28	24	20	34	28	23	20	27	23	20	26	23	20	25	22	20	19
8	33	26	21	18	32	25	21	18	25	21	18	24	20	18	23	20	18	17
9	30	23	19	16	30	23	19	16	23	19	16	22	19	16	21	18	16	15
10	28	22	17	15	28	21	17	15	21	17	15	20	17	15	20	17	14	14

Data subject to change
Please consult factory for
additional information.

HASCO File #101937/ITL
Prepared by: P. Marshall
Catalog number: PAL-22-2CF40-ELT8

Luminaire: Formed Steel, parabolic louver
Ballast: Valmont E240TP1120G01
Lamping: [2] CF4075
Mounting: Recessed



CANDLE POWER SUMMARY

VERT ANGLE	0	45	90
0	2550	2641	2556
10	2540	2541	2604
20	2300	2515	2651
30	2165	2451	2750
40	1874	2455	3005
45	1700	2641	1741
50	1504	1954	930
60	994	528	354
70	74	31	8
80	4	5	2
90	0	0	0

ZONAL LUMEN SUMMARY

ZONE	LUMENS	%LAMP	%FIXTURE
0-30	2088	24.20	33.05
0-40	3590	41.66	56.05
0-60	5985	68.91	93.20
0-90	6304	72.21	100
0-180	6304	72.21	100