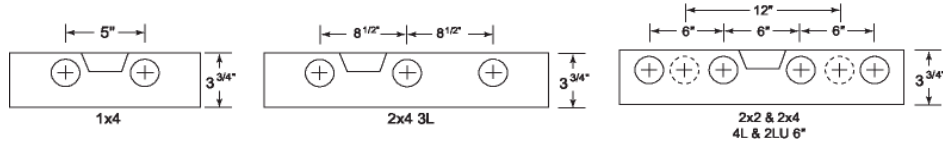
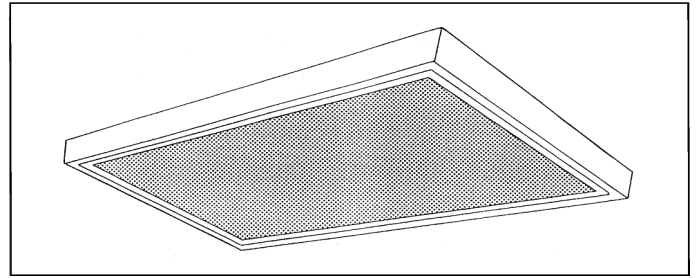


SQE SERIES

SQUARE SURFACE BOX

- Ideal for flush mounting
- Post-finished 21 ga welded steel in a baked white enamel
- UL listed for dry locations
- Door frame & clear prismatic acrylic included



Dimensions subject to change, inquire at factory for latest data




ENERGY SAVING FLUORESCENT FIXTURES T12 MAGNETIC						
MODEL NO.	QTY	LAMP TYPE		DIMENSIONS		
				L	W	D
SQE220I	2LT	F20T12	PRE-HEAT	24-3/8IN	24-3/8IN	3-1/2IN
SQE234R	2ULT	F34T12U	RAPID START	24-3/8IN	24-3/8IN	3-1/2IN
SQE320I	3LT	F20T12	PRE-HEAT	24-3/8IN	24-3/8IN	3-1/2IN
SQE420I	4LT	F20T12	PRE-HEAT	24-3/8IN	24-3/8IN	3-1/2IN

ENERGY SAVING FLUORESCENT FIXTURES T8 ELECTRONIC						
MODEL NO.	QTY	LAMP TYPE		DIMENSIONS		
				L	W	D
E-SQE217	2LT	F17T8	INSTANT START	24-3/8IN	24-3/8IN	3-1/2IN
E-SQE232	2ULT	F32T8U	INSTANT START	24-3/8IN	24-3/8IN	3-1/2IN
E-SQE317	3LT	F17T8	INSTANT START	24-3/8IN	24-3/8IN	3-1/2IN
E-SQE417	4LT	F17T8	INSTANT START	24-3/8IN	24-3/8IN	3-1/2IN

AVAILABLE ADDERS/OPTIONS (Some may be special order, please inquire at factory).

- 1/2in X 1/2in X 1/2in silver plated plastic louver (IE: SQPFL 232)
- 1-1/2in X 1-1/2in X 1in deep silver plated plastic louver (IE: SQDPFL 232)
- 1-1/2in deep aluminum parabolic louver (IE: SQP1D9 232)
- 277 volt
- 4X4 size available, 6lt or 8lt
- .125 prismatic acrylic lense
- Biax set-up (add suffix **-BX**)
- Dimming ballast
- Emergency back-up
- Octron set-up with 2-5/8in spacing (add suffix **-OCT**)



APOLLO LIGHTING
 212 SOUTH 12th AVENUE
 MOUNT VERNON, NEW YORK 10550
 914-664-3600 Phone 914-664-6091 Fax